



Digital Literacy & Citizenship

A free scheme of learning available at www.swgfl.org.uk/digitalliteracy



Age Category	Common Sense Media Lesson	Resources	Curriculum Opportunities
<p>Year 4</p> <div data-bbox="103 448 322 539" style="border: 1px solid #ccc; border-radius: 10px; padding: 5px; margin-bottom: 5px;">  Self Image & Identity </div> <div data-bbox="103 552 322 643" style="border: 1px solid #ccc; border-radius: 10px; padding: 5px;">  Relationships & Communication </div>	<p>Lesson 1</p> <p style="text-align: center;"><u>Rings of Responsibility</u></p> <p>Pupils explore what it means to be responsible to and respectful of their offline and online communities as a way to learn how to be good digital citizens</p>	<p>Childnet – Only a Game Drama resource on gaming</p> <p>Digizen – Digital Values Lesson plans and activity.</p> <p>CEOP - Cyber-Cafe Thinkuknow resources exploring aspects of online communication</p> <p>UK Safer Internet Centre Safer Internet Day</p> <p>Further lesson idea: Linked to http://www.digizen.org/digicentral/digital-values.aspx activity - Create own digital compass questions and present as an online survey perhaps as part of a class blog. Use google docs to create a form, online survey tool such as survey gizmo, monkey or survey tool within school learning platform. Explain and justify choices of questions.</p>	<p>PSHE: SEAL Good to be me</p> <p>English: Reading - Provide reasoned justifications for their views. Composition - Plan their writing by noting and developing initial ideas, drawing on reading and research.</p> <p>ICT: Exchanging and sharing information – in a variety of forms Idea: Linked to http://www.digizen.org/digicentral/digital-values.aspx activity - Create own digital compass questions and present as an online survey perhaps as part of a class blog. Use google docs to create a form, online survey tool such as survey gizmo, monkey or survey tool within school learning platform. Explain and justify choices of questions.</p>

Digital Literacy & Citizenship

A free scheme of learning available at www.swgfl.org.uk/digitalliteracy




Age Category	Common Sense Media Lesson	Resources	Curriculum Opportunities
<p>Year 4</p> <div data-bbox="103 448 322 541"> </div> <div data-bbox="103 552 322 644"> </div>	<p>Lesson 2</p> <p><u>Private and Personal Information</u></p> <p>How can you protect yourself from online identity theft? Pupils think critically about the information they share online.</p>	<p>Childnet - Young People and Social Networking Sites Advice for teachers and parents.</p> <p>ICO – Personal information and information rights Lesson plans and resources</p> <p>Further lesson idea: Google Digital Literacy Tour Create 2 T-shirt/baseball cap designs one that must feature public online profile information and the second that must feature personal or private information. Explore and discuss how Pupils would feel wearing each of the designs in a range of locations and scenarios, including at home, at school, in town, at the park.</p>	<p>PSHE: Personal Wellbeing Use case studies, simulations, scenarios and drama to explore personal and social issues and have time to reflect on them in relation to their own lives and behavior.</p> <p>ICT: Developing ideas Bring together, draft and refine information, including through the combination of text, sound and image.</p> <p>Idea: Create 2 T-shirt/baseball cap designs one that must feature public online profile information and the second that must feature personal or private information. Explore and discuss how Pupils would feel wearing each of the designs in a range of locations and scenarios, including at home, at school, in town, at the park.</p>



Age Category	Common Sense Media Lesson	Resources	Curriculum Opportunities
<p>Year 4</p> <div data-bbox="103 448 318 539"> </div> <div data-bbox="103 552 318 643"> </div>	<p>Lesson 3</p> <p><u>The Power of Words</u></p> <p>Pupils consider that they may get online messages from other kids that can make them feel angry, hurt, sad, or fearful. Pupils identify actions that will make them Upstanders in the face of cyberbullying.</p>	<p>Childnet – Who should you tell? Skills School – Safety features explained</p> <p>Cybersmart - Cyberbullying Teachers resources</p> <p>Artisancam – Super action comic maker software to create a comic book</p> <p>BBC - CBBC – What is cyberbullying? BBC newsround series with video</p> <p>Kidscape - Cyberbullying Advice for young people</p> <p>DfE - Preventing and Tackling Bullying Advice for schools October 2014</p> <p>Further lesson idea: Create voxbox/ Big Brother Red chair to capture cause and effect of hurtful messages. You could use a simple video recorder, animated avatars or audio capture.</p>	<p>PSHE: SEAL Getting on and falling out, Bullying</p> <p>English: Composition Plan their writing by noting and developing initial ideas, drawing on reading and research.</p> <p>Draft and write by describing the setting of feelings and atmosphere to convey the character.</p> <p>Idea: Create voxbox/ Big Brother Red chair to capture cause and effect of hurtful messages. You could use a simple video recorder, animated avatars or audio capture.</p>



Age Category	Common Sense Media Lesson	Resources	Curriculum Opportunities
<p>Year 4</p> 	<p>Lesson 4</p> <p><u>The Key to Keywords</u></p> <p>Pupils learn strategies to increase the accuracy of their keyword searches and make inferences about the effectiveness of the strategies.</p>	<p>Childnet – What is reliable? Smart Rules</p> <p>Kidsmart – Safe Searching</p> <p>Google – How search works</p> <p>Further lesson idea: Produce online Trivia Quiz, to be published on school website, or school blog, with a guide alongside to good searching, to help users find answers quickly. The guide pupils produce should be based on the knowledge learned from the unit.</p> <p>Set trivia questions based on school learning, topics and current music. Use variety of media links for the answers.</p> <p>Pupils could use simple PowerPoint with hyperlinks, or create using wikis or blogs, with hyperlinks to correct pages and answers.</p>	<p>ICT: Finding information - Pupils should be able to: consider the online information needed to solve a problem, complete a task or answer a question, and explore how information will be used</p> <p>Literacy: consider what the reader needs to know and include relevant details adapt style and language appropriately for a range of forms, purposes and readers</p> <p>Idea: Produce online Trivia Quiz, to be published on school website, or school blog, with a guide alongside to good searching, to help users find answers quickly. The guide pupils produce should be based on the knowledge learned from the unit.</p> <p>Set trivia questions based on school learning, topics and current music. Use variety of media links for the answers.</p> <p>Pupils could use simple PowerPoint with hyperlinks, or create using wikis or blogs, with hyperlinks to correct pages and answers.</p>

Digital Literacy & Citizenship

A free scheme of learning available at www.swgfl.org.uk/digitalliteracy



Age Category	Common Sense Media Lesson	Resources	Curriculum Opportunities
<p>Year 4</p> <div data-bbox="103 448 322 539"> </div> <div data-bbox="103 552 322 643"> </div>	<p>Lesson 5</p> <p><u>Whose is it, Anyway?</u></p> <p>Pupils learn that copying the work of others and presenting it as one's own is called plagiarism. They also learn about when and how it's ok to use the work of others.</p>	<p>All About explorers - Link to website A website developed by teachers to help children to understand research skills</p> <p>TES - Alleyk@tz Video Teachers resource on plagiarism</p> <p>Further lesson idea: Create a collaborative piece of writing linked to a current curriculum focus. Include links to source information. You could use a wiki tool or something like popplet or an online thought mapping tool to create and present the information.</p>	<p>English: Reading - distinguish between statements of fact and opinion. Retrieve, record and present information from non-fiction by being clear about the information they have been asked to locate.</p> <p>PSHE: SEAL - Relationships</p> <p>Idea: Create a collaborative piece of writing linked to a current curriculum focus. Include links to source information. You could use a wiki tool or something like popplet or an online thought mapping tool to create and present the information.</p>